


18,728  
Hunt County, Texas  
Office of the Auditor

FILED FOR RECORD  
at 2:00 o'clock P M

PAYROLL REPORT

APR 09 2024

April 9<sup>th</sup>, 2024

BECKY LANDRUM  
County Clerk, Hunt County, Tex.  
By 

I approve the following payroll and hereby request the Court's approval.

  
Mary Corcoran, County Auditor


SUMMARY OF PAYROLL REPORT TO BE APPROVED


The Commissioners Court of Hunt County hereby approves the attached payroll report prepared by the respective county officials for the pay period ended March 30<sup>th</sup>, 2024.

Total Payroll

\$ 988,449.96


APPROVED BY COMMISSIONERS COURT:

  
Bobby Stovall, Hunt County Judge

  
Mark Hutchins, Comm., Pct #1

  
David Monroe, Comm., Pct #2

  
Phillip Martin, Comm., Pct #3

  
Steven Harrison, Comm., Pct #4

ATTEST:

  
Becky Landrum, County Clerk

April 9, 2024  
Date

DEPT: ALL

PAYROLL NO#: 01

PAY PERIOD BEGINNING: 3/17/2024

PAY PERIOD ENDING: 3/30/2024

\*\* (CONTINUED) \*\*

DATE	ORG FUND ACCOUNT	CODE/RATE	HOURLY RATE	HOURS	AMOUNT
S/B	46.36 0.00				
S/BK	160.00 0.00				
SCAP	0.00 307.70				
TOTALS:	5,129.78 988,449.96		0.00	72098.91	107258.95

156,083.17 75532.33

-----DEPARTMENT RECAP-----

DEPT NO#	GROSS	REGULAR	OVERTIME	LEAVE	OTHER	BENEFITS	DEDUCTIONS	TAXES	NET
10-0100	10,292.15	10,124.84	0.00	0.00	167.31	0.00	720.45	1,784.56	7,787.14
10-0200	1,973.23	1,973.23	0.00	0.00	0.00	0.00	138.13	314.85	1,520.25
10-0201	5,591.35	5,522.12	0.00	0.00	69.23	0.00	391.40	976.63	4,223.32
10-0300	27,459.78	26,949.58	0.00	64.04	446.16	0.00	2,027.09	3,974.39	21,458.30
10-0400	17,901.37	14,307.15	0.00	0.00	3,594.22	0.00	1,253.09	3,727.03	12,921.25
10-0402	18,022.54	14,307.15	0.00	0.00	3,715.39	0.00	1,261.57	3,185.44	13,575.53
10-0500	11,674.47	10,806.85	0.00	181.07	686.55	0.00	746.14	1,993.15	8,935.18
10-0600	11,298.22	10,806.85	0.00	0.00	491.37	0.00	739.52	2,098.93	8,459.77
10-0700	23,126.43	22,448.17	0.00	282.10	396.16	0.00	1,618.83	3,718.04	17,789.56
10-0800	9,160.20	9,021.74	0.00	0.00	138.46	0.00	641.23	1,396.95	7,122.02
10-0900	8,338.12	8,153.50	0.00	0.00	184.62	0.00	583.67	1,345.63	6,408.82
10-1000	6,448.84	6,362.30	0.00	0.00	86.54	0.00	451.41	785.94	5,211.49
10-1100	4,914.07	4,781.38	0.00	0.00	132.69	0.00	343.99	683.09	3,886.99
10-1200	6,812.46	6,738.03	0.00	16.73	57.70	0.00	476.87	986.20	5,349.39
10-1234	6,539.05	6,462.66	0.00	76.39	0.00	0.00	457.73	867.84	5,213.48
10-1300	47,784.16	43,393.83	0.00	285.85	4,104.48	0.00	3,302.14	7,958.93	36,523.09
10-1400	39,535.15	36,621.09	0.00	125.17	2,788.89	0.00	2,719.00	7,045.47	29,770.68
10-1500	18,743.93	18,186.88	0.00	124.36	432.69	0.00	1,312.07	3,512.41	13,919.45
10-1600	7,897.04	7,678.05	0.00	126.68	92.31	0.00	552.80	1,170.82	6,173.42
10-1700	42,400.66	41,895.96	0.00	26.35	478.35	0.00	2,968.04	6,209.47	33,223.15
10-1800	21,207.41	20,064.37	0.00	941.11	201.93	0.00	1,484.53	3,424.70	16,298.18
10-1900	173,393.90	160,206.59	0.00	4,862.13	8,325.18	0.00	13,478.06	25,455.08	134,460.76
10-2000	187,436.07	172,201.43	0.00	5,054.36	10,180.28	0.00	14,193.32	30,701.59	142,541.16
10-2200	11,709.88	11,065.46	0.00	430.96	213.46	0.00	819.68	1,510.04	9,380.16
10-2300	3,870.39	3,822.39	0.00	0.00	48.00	0.00	195.64	439.66	3,235.09
10-2400	12,184.54	11,417.22	0.00	0.00	767.32	0.00	852.92	1,819.24	9,512.38
10-2500	2,862.92	2,805.23	0.00	0.00	57.69	0.00	200.40	445.44	2,217.08
10-2600	2,805.23	2,805.23	0.00	0.00	0.00	0.00	196.37	474.74	2,134.12
10-2700	6,769.43	6,688.65	0.00	0.00	80.78	0.00	473.86	714.58	5,580.99
10-2800	1,275.00	0.00	0.00	0.00	1,275.00	0.00	0.00	182.84	1,092.16
10-3000	6,654.69	6,533.54	0.00	0.00	121.15	0.00	465.82	1,165.75	5,023.12
10-3100	10,834.60	10,788.45	0.00	0.00	46.15	0.00	1,136.88	1,344.52	8,353.20
10-3200	8,870.27	8,515.26	0.00	0.00	355.01	0.00	581.72	1,496.83	6,791.72
10-3400	13,235.70	11,158.15	0.00	1,746.40	331.15	0.00	861.75	1,687.99	10,685.96
10-4000	18,409.21	17,011.51	0.00	132.28	1,265.42	0.00	1,238.25	4,161.65	13,009.31
10-5100	4,931.73	4,897.11	0.00	0.00	34.62	0.00	345.22	872.23	3,714.28

DEPT: ALL

PAYROLL NO#: 01

PAY PERIOD BEGINNING: 3/17/2024

PAY PERIOD ENDING: 3/30/2024

-----DEPARTMENT RECAP-----

DEPT NO#	GROSS	REGULAR	OVERTIME	LEAVE	OTHER	BENEFITS	DEDUCTIONS	TAXES	NET
10-5200	9,527.35	7,827.95	0.00	1,143.62	555.78	0.00	666.91	1,642.22	7,218.22
10-5900	4,671.38	4,538.69	0.00	0.00	132.69	0.00	326.99	688.59	3,655.80
15-5500	6,379.99	5,782.27	0.00	301.57	296.15	0.00	446.60	919.27	5,014.12
20-4100	280.77	0.00	0.00	0.00	280.77	0.00	0.00	33.98	246.79
21-3500	25,239.74	23,715.84	0.00	1,195.06	328.84	0.00	1,766.77	3,363.88	20,109.09
22-3600	28,701.86	28,267.53	0.00	128.56	305.77	0.00	2,009.12	4,215.26	22,477.48
23-3700	29,344.43	28,896.73	0.00	9.22	438.48	0.00	2,054.10	4,739.95	22,550.38
24-3800	33,190.80	32,727.98	0.00	57.40	405.42	0.00	2,744.28	4,759.68	25,686.84
26-2200	2,326.92	2,326.92	0.00	0.00	0.00	0.00	162.88	285.08	1,878.96
26-4800	9,119.49	9,050.26	0.00	0.00	69.23	0.00	638.36	1,309.34	7,171.79
81-0300	1,537.36	1,523.08	0.00	14.28	0.00	0.00	291.99	212.87	1,032.50
82-5200	975.00	975.00	0.00	0.00	0.00	0.00	33.25	124.59	817.16
95-7100	24,790.68	23,983.62	0.00	91.52	715.54	0.00	1,728.07	4,155.81	18,906.80
<b>TOTALS</b>	<b>988,449.96</b>	<b>926,137.82</b>	<b>0.00</b>	<b>17,417.21</b>	<b>44,894.93</b>	<b>0.00</b>	<b>72,098.91</b>	<b>156,083.17</b>	<b>760,267.88</b>

REGULAR INPUT: 423      MANUAL INPUT: 0      CHECK STUB COUNT: 0      DIRECT DEPOSIT STUB COUNT: 423